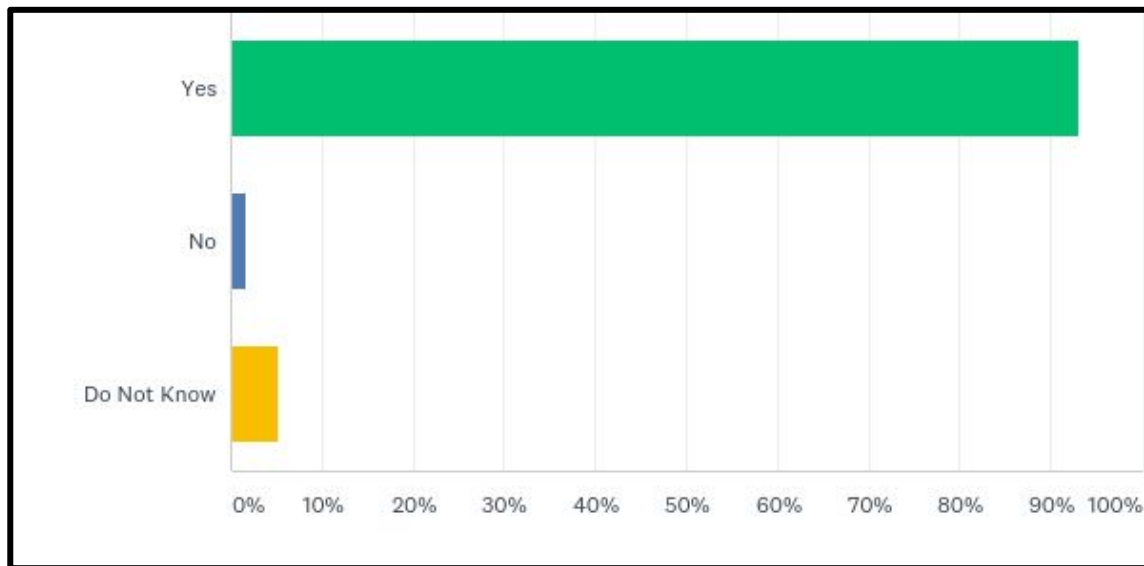


| ANSWER CHOICES                   | RESPONSES |       |
|----------------------------------|-----------|-------|
| ▼ Central Elementary School      | 21.44%    | 364   |
| ▼ Everglades Elementary School   | 11.01%    | 187   |
| ▼ North Elementary School        | 10.90%    | 185   |
| ▼ Seminole Elementary School     | 16.31%    | 277   |
| ▼ South Elementary School        | 6.83%     | 116   |
| ▼ Okeechobee Achievement Academy | 0.18%     | 3     |
| ▼ Osceola Middle School          | 3.00%     | 51    |
| ▼ Yearling Middle School         | 2.18%     | 37    |
| ▼ Okeechobee High School         | 7.71%     | 131   |
| ▼ Okeechobee Freshman Campus     | 20.44%    | 347   |
| TOTAL                            |           | 1,698 |

**Central Total Responses: 364**

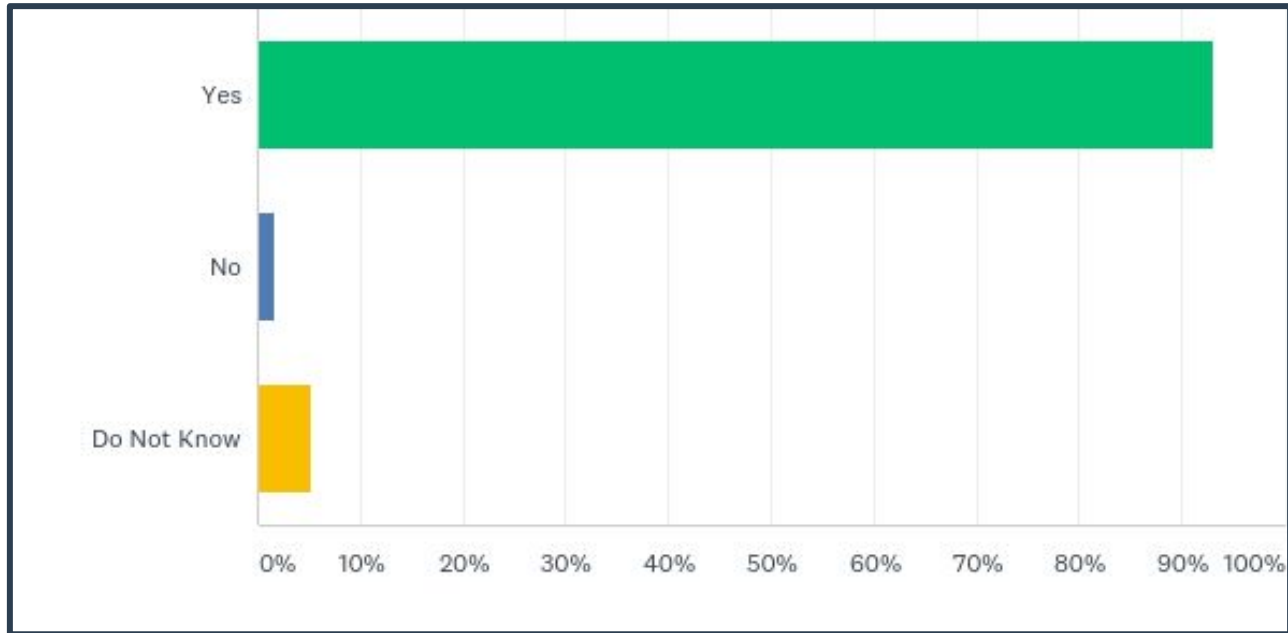
## Q2: What the school teaches your child?



## Q2: What the school teaches your child?

| ANSWER CHOICES | RESPONSES |     |
|----------------|-----------|-----|
| Yes            | 93.02%    | 333 |
| No             | 1.68%     | 6   |
| Do Not Know    | 5.31%     | 19  |
| TOTAL          |           | 358 |

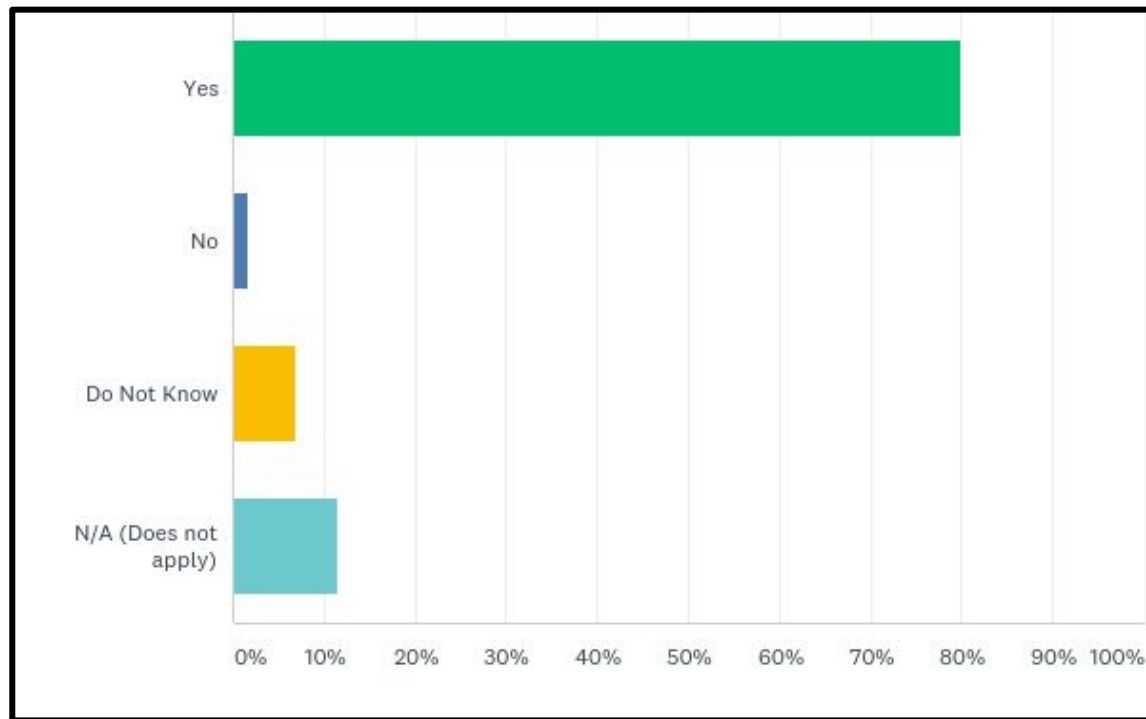
# Q3: The Florida Standards?



## Q3: The Florida Standards?

| ANSWER CHOICES | RESPONSES |     |
|----------------|-----------|-----|
| Yes            | 93.02%    | 333 |
| No             | 1.68%     | 6   |
| Do Not Know    | 5.31%     | 19  |
| TOTAL          |           | 358 |

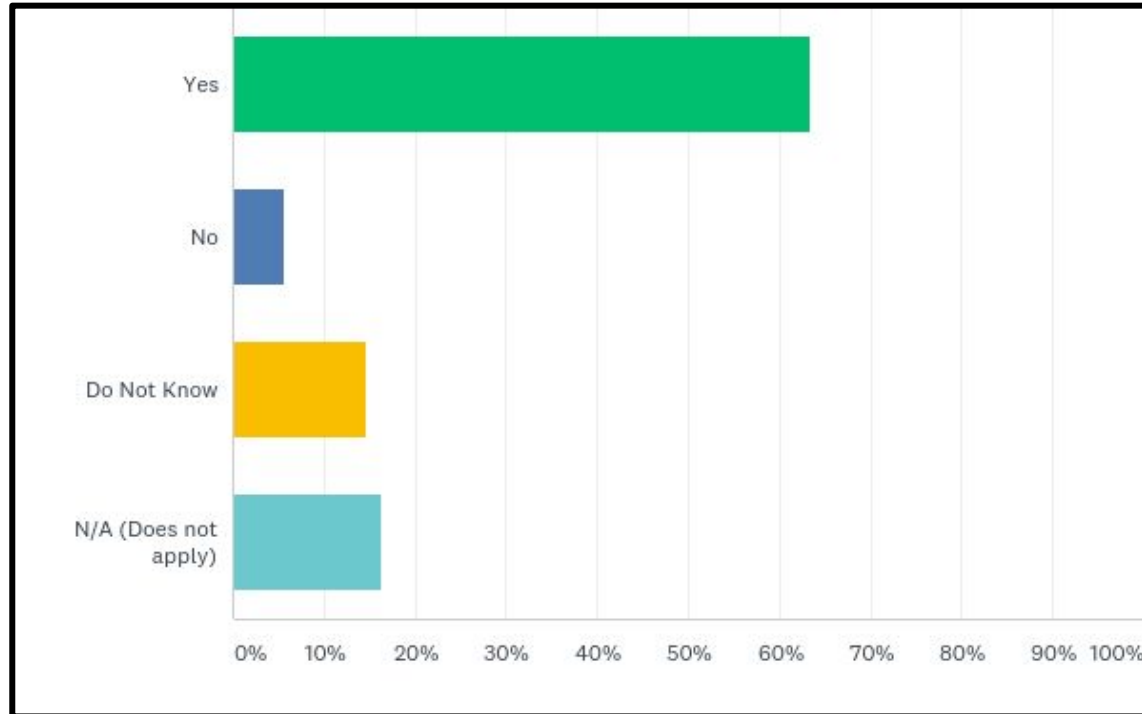
## Q4: State tests, such as FSA , End of Course Exams, ACT, SAT, and FCAT Science?



## Q4: State tests, such as FSA , End of Course Exams, ACT, SAT, and FCAT Science?

| ANSWER CHOICES       | RESPONSES |     |
|----------------------|-----------|-----|
| Yes                  | 79.83%    | 285 |
| No                   | 1.68%     | 6   |
| Do Not Know          | 7.00%     | 25  |
| N/A (Does not apply) | 11.48%    | 41  |
| TOTAL                |           | 357 |

# Q5: How your child scored on the state tests ?

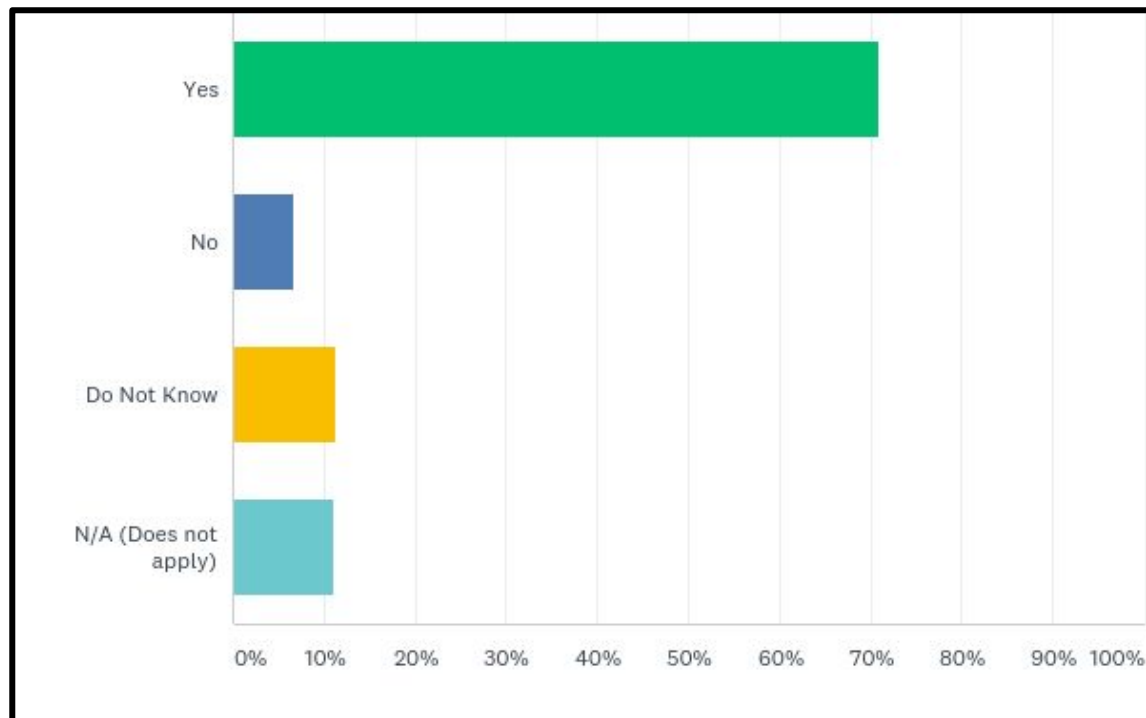




## Q5: How your child scored on the state tests ?

| ANSWER CHOICES       | RESPONSES |     |
|----------------------|-----------|-----|
| Yes                  | 63.38%    | 225 |
| No                   | 5.63%     | 20  |
| Do Not Know          | 14.65%    | 52  |
| N/A (Does not apply) | 16.34%    | 58  |
| TOTAL                |           | 355 |

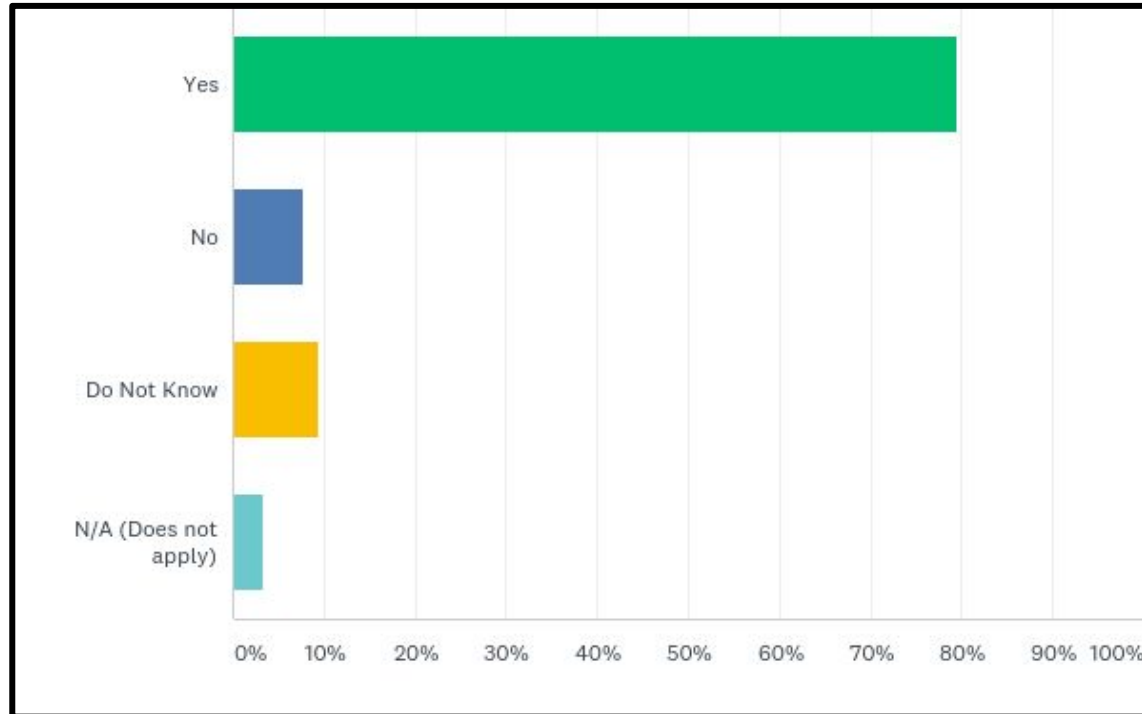
## Q6: What a score on the state tests means?



## Q6: What a score on the state tests means?

| ANSWER CHOICES       | RESPONSES |     |
|----------------------|-----------|-----|
| Yes                  | 70.82%    | 250 |
| No                   | 6.80%     | 24  |
| Do Not Know          | 11.33%    | 40  |
| N/A (Does not apply) | 11.05%    | 39  |
| TOTAL                |           | 353 |

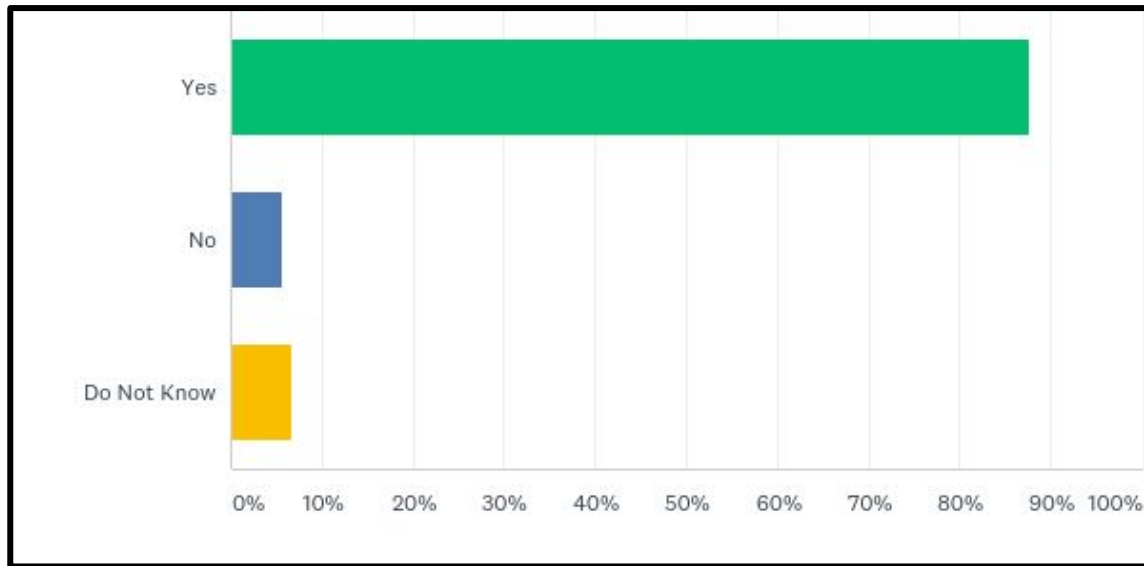
# Q7: The information used to determine whether your child moves to the next grade or repeats the same grade?



# Q7: The information used to determine whether your child moves to the next grade or repeats the same grade?

| ANSWER CHOICES       | RESPONSES |     |
|----------------------|-----------|-----|
| Yes                  | 79.55%    | 280 |
| No                   | 7.67%     | 27  |
| Do Not Know          | 9.38%     | 33  |
| N/A (Does not apply) | 3.41%     | 12  |
| TOTAL                |           | 352 |

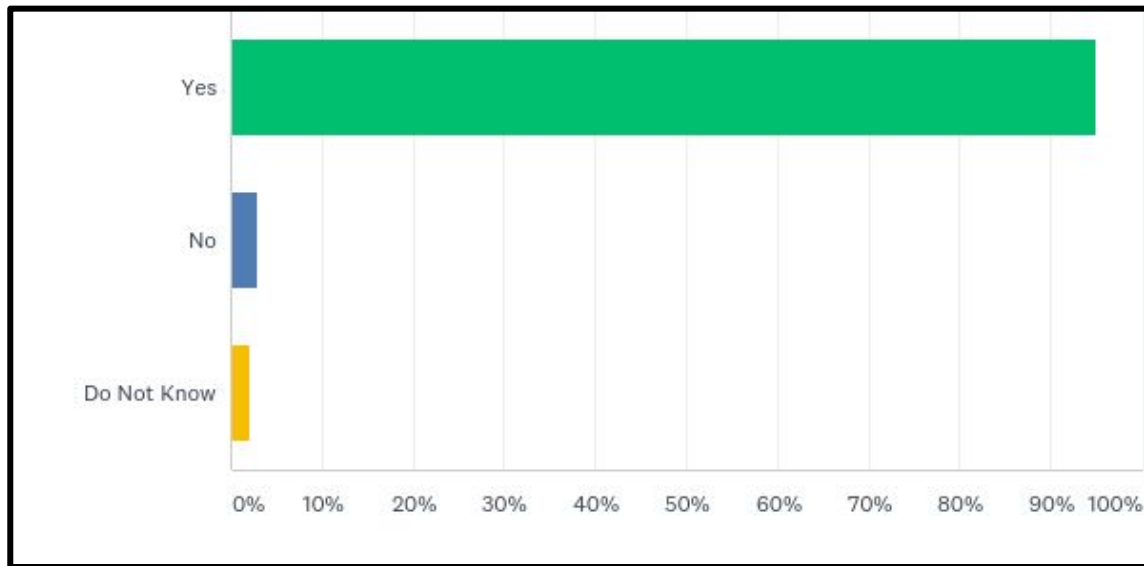
## Q8: How to keep track of your child's progress, such as Skyward Gradebook or Schoology?



# Q8: How to keep track of your child's progress, such as Skyward Gradebook or Schoology?

| ANSWER CHOICES | RESPONSES |     |
|----------------|-----------|-----|
| Yes            | 87.71%    | 314 |
| No             | 5.59%     | 20  |
| Do Not Know    | 6.70%     | 24  |
| TOTAL          |           | 358 |

# Q9: How you can work with teachers to help your child succeed?

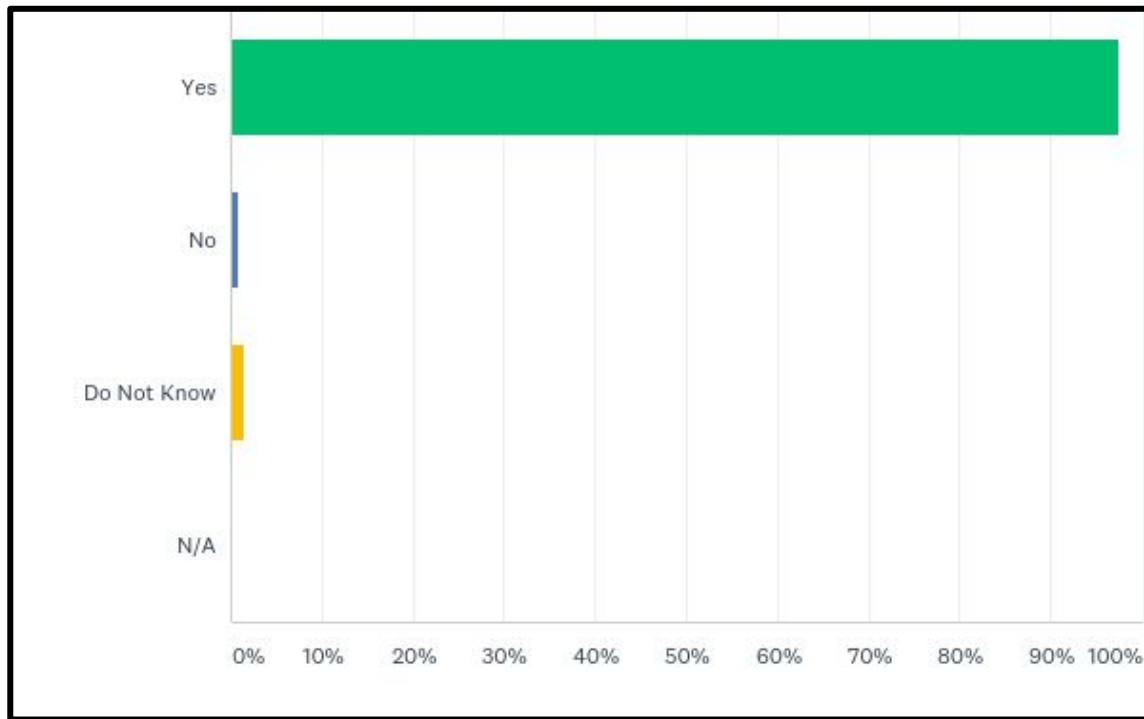




# Q9: How you can work with teachers to help your child succeed?

| ANSWER CHOICES | RESPONSES |     |
|----------------|-----------|-----|
| Yes            | 94.97%    | 321 |
| No             | 2.96%     | 10  |
| Do Not Know    | 2.07%     | 7   |
| TOTAL          |           | 338 |

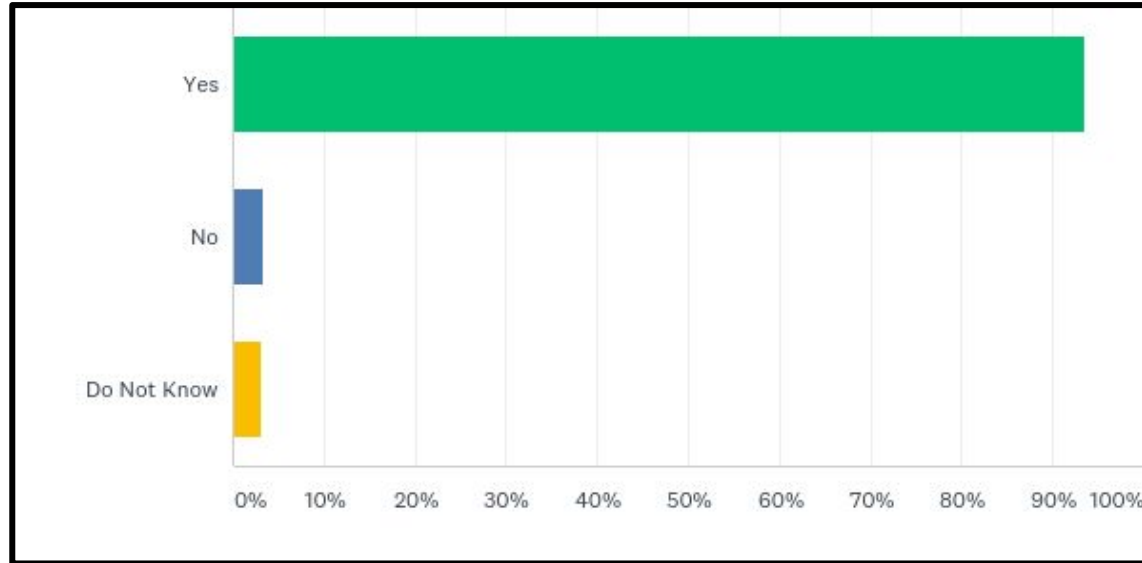
# Q10: Did you receive information about monitoring your child's progress through progress reports, report cards, or APTT parent meetings?



# Q10: Did you receive information about monitoring your child's progress through progress reports, report cards, or APTT parent meetings?

| ANSWER CHOICES | RESPONSES |     |
|----------------|-----------|-----|
| Yes            | 97.46%    | 346 |
| No             | 0.85%     | 3   |
| Do Not Know    | 1.41%     | 5   |
| N/A            | 0.28%     | 1   |
| TOTAL          |           | 355 |

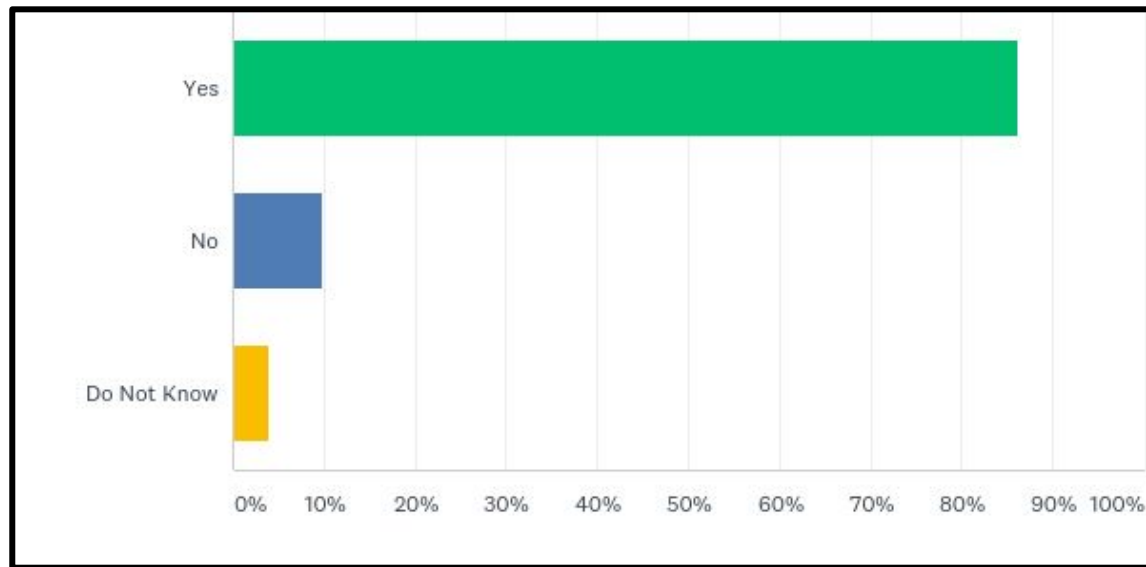
# Q11: Did you receive information about working with teachers to improve your child's achievement?



# Q11: Did you receive information about working with teachers to improve your child's achievement?

| ANSWER CHOICES | RESPONSES |     |
|----------------|-----------|-----|
| Yes            | 93.50%    | 331 |
| No             | 3.39%     | 12  |
| Do Not Know    | 3.11%     | 11  |
| TOTAL          |           | 354 |

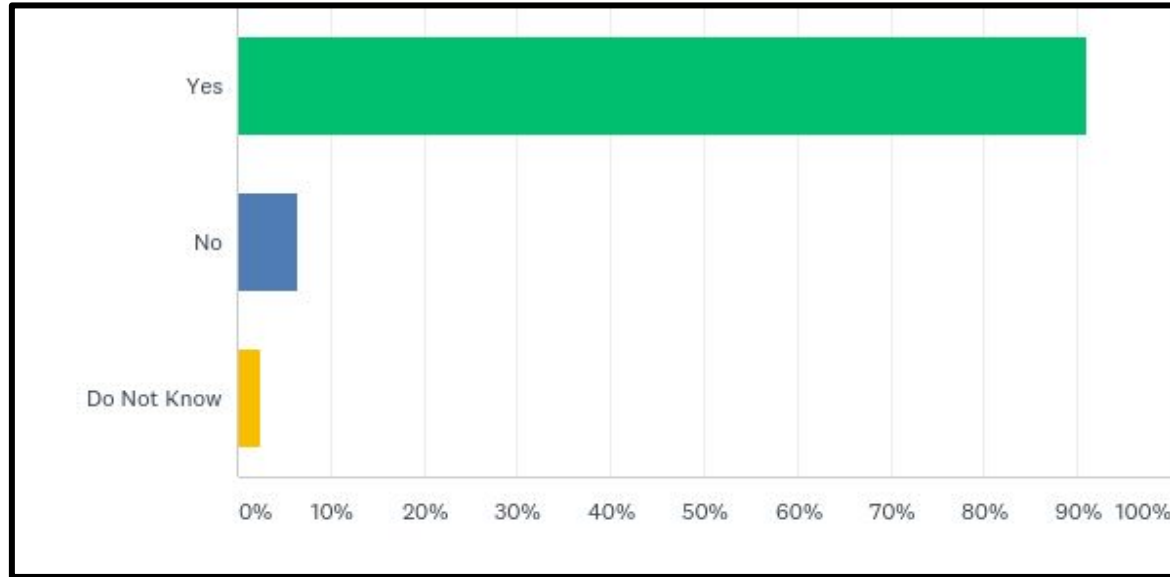
**Q12: Did you go to an open house or a meeting where the goals and activities of the Title I Program were discussed (Annual Title I Meetings are in the Fall)?**



# Q12: Did you go to an open house or a meeting where the goals and activities of the Title I Program were discussed (Annual Title I Meetings are in the Fall)?

| ANSWER CHOICES | RESPONSES |     |
|----------------|-----------|-----|
| Yes            | 86.24%    | 307 |
| No             | 9.83%     | 35  |
| Do Not Know    | 3.93%     | 14  |
| TOTAL          |           | 356 |

# Q13: Did you receive material to help you work with your child to do better in school?

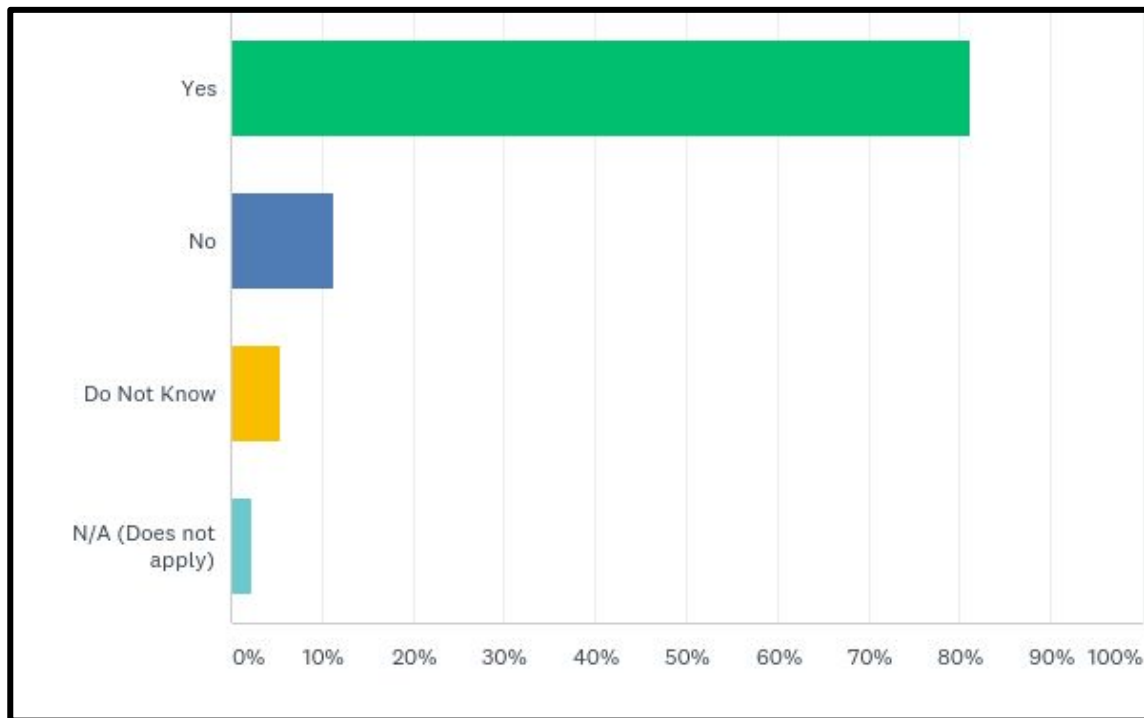




# Q13: Did you receive material to help you work with your child to do better in school?

| ANSWER CHOICES | RESPONSES |     |
|----------------|-----------|-----|
| Yes            | 91.04%    | 325 |
| No             | 6.44%     | 23  |
| Do Not Know    | 2.52%     | 9   |
| TOTAL          |           | 357 |

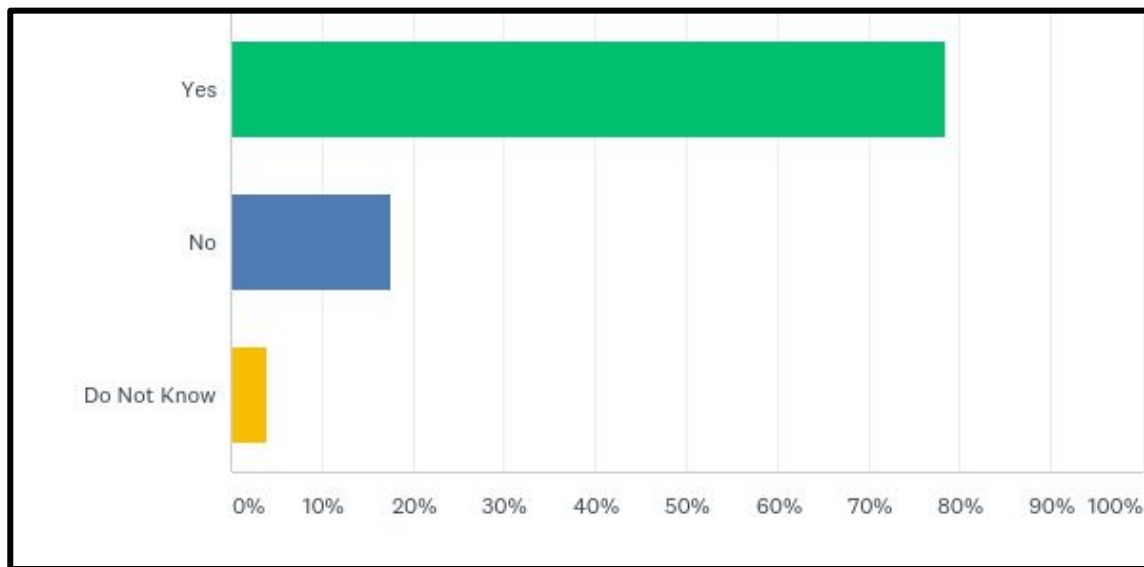
# Q14: Did someone show you how to use these materials?



# Q14: Did someone show you how to use these materials?

| ANSWER CHOICES       | RESPONSES |     |
|----------------------|-----------|-----|
| Yes                  | 81.13%    | 288 |
| No                   | 11.27%    | 40  |
| Do Not Know          | 5.35%     | 19  |
| N/A (Does not apply) | 2.25%     | 8   |
| TOTAL                |           | 355 |

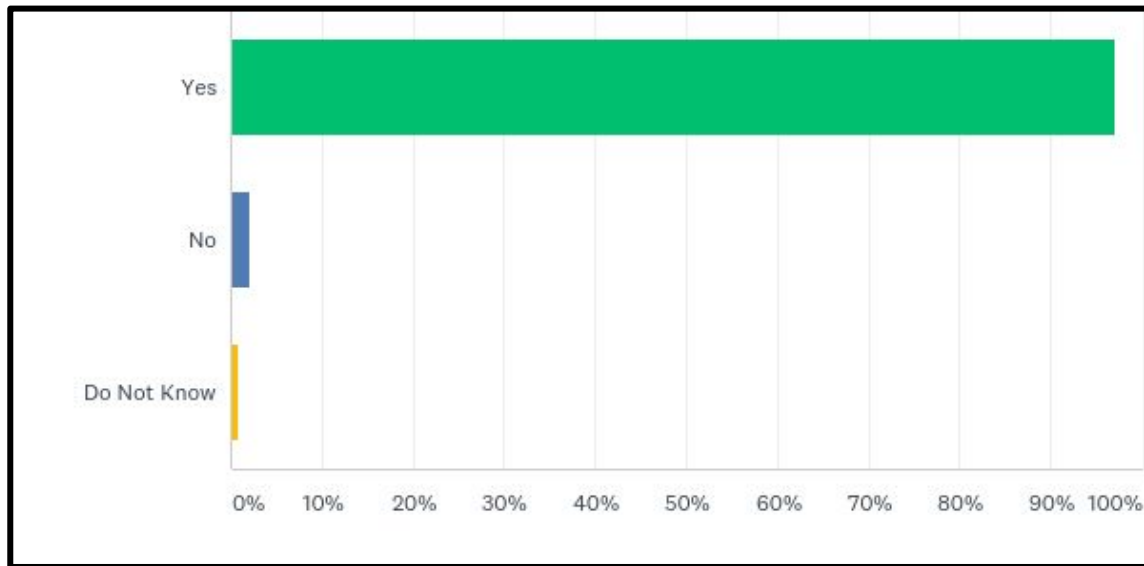
**Q15: Did you go to one or more meetings, training, events, and/or family nights such as, Middle School Science Nights, FSA Pep Rallies, Turn About Tuesday, Literacy/STEM Nights , Footsteps2Brilliance Parent Workshops, and/or APTT ?**



**Q15: Did you go to one or more meetings, training, events, and/or family nights such as, Middle School Science Nights, FSA Pep Rallies, Turn About Tuesday, Literacy/STEM Nights , Footsteps2Brilliance Parent Workshops, and/or APTT ?**

| ANSWER CHOICES | RESPONSES |     |
|----------------|-----------|-----|
| Yes            | 78.43%    | 280 |
| No             | 17.65%    | 63  |
| Do Not Know    | 3.92%     | 14  |
| TOTAL          |           | 357 |

# Q16: Did you help your child with their homework at least once a week?



# Q16: Did you help your child with their homework at least once a week?

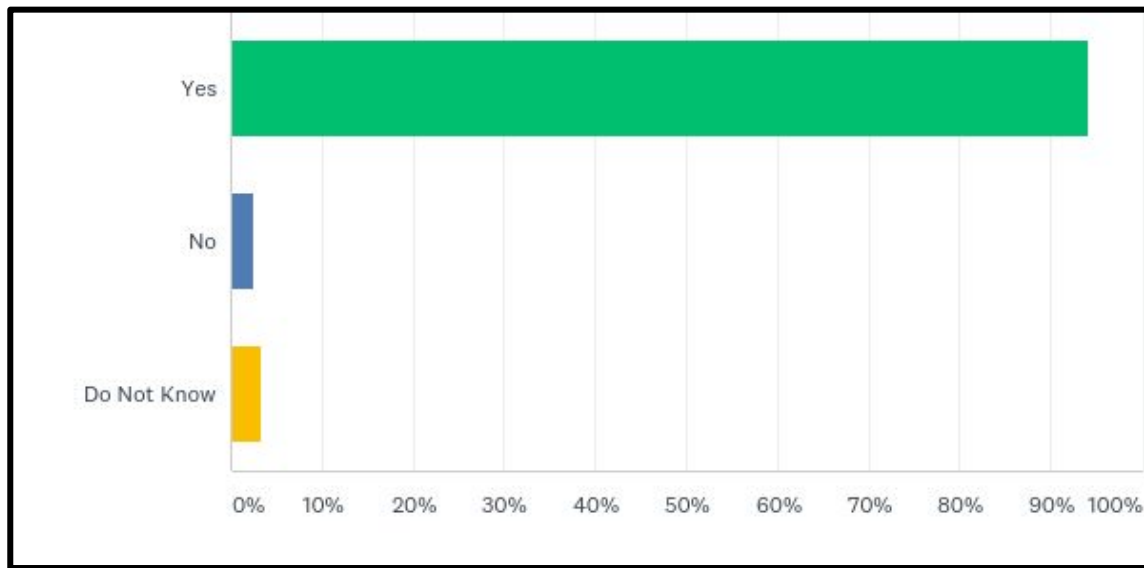
| ANSWER CHOICES | RESPONSES |     |
|----------------|-----------|-----|
| Yes            | 97.12%    | 337 |
| No             | 2.02%     | 7   |
| Do Not Know    | 0.86%     | 3   |
| TOTAL          |           | 347 |

# Q17: Where did you get information about standards, testing, and helping your child succeed in school?

|   |     |  |    |
|---|-----|--|----|
| Conference with a Teacher               | 251 | Book, Magazines, or Videos Purchased in Stores | 3  |
| Title I Meeting                         | 50  | Local Newspaper                                | 6  |
| Parent-Teacher-Student Compact          | 88  | Local Television                               | 2  |
| Other Meeting at School                 | 59  | Religious Organizations                        | 0  |
| School Website                          | 52  | Friends, Relatives, or Other Parents           | 34 |
| District Website                        | 9   | I Have Received No Information on This Topic   | 5  |
| Mailed by the School District           | 28  | Social Media Sites                             | 18 |
| Florida Department of Education Website | 6   | Other  | 26 |



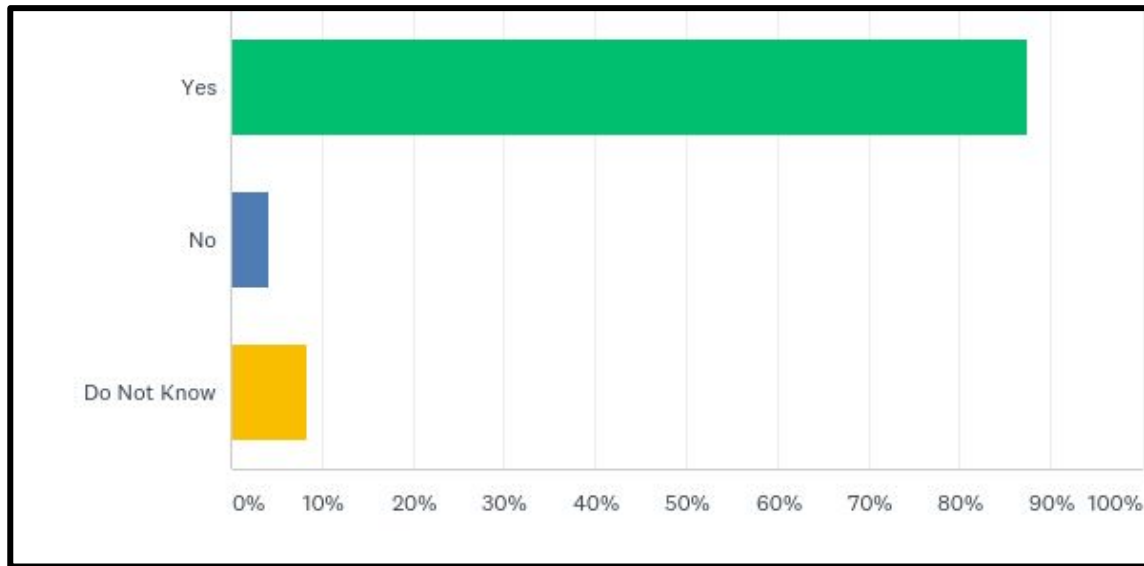
# Q18: Did you feel that teachers, principals, and other school staff are willing to communicate with you?



## Q18: Did you feel that teachers, principals, and other school staff are willing to communicate with you?

| ANSWER CHOICES | RESPONSES |     |
|----------------|-----------|-----|
| Yes            | 94.05%    | 332 |
| No             | 2.55%     | 9   |
| Do Not Know    | 3.40%     | 12  |
| TOTAL          |           | 353 |

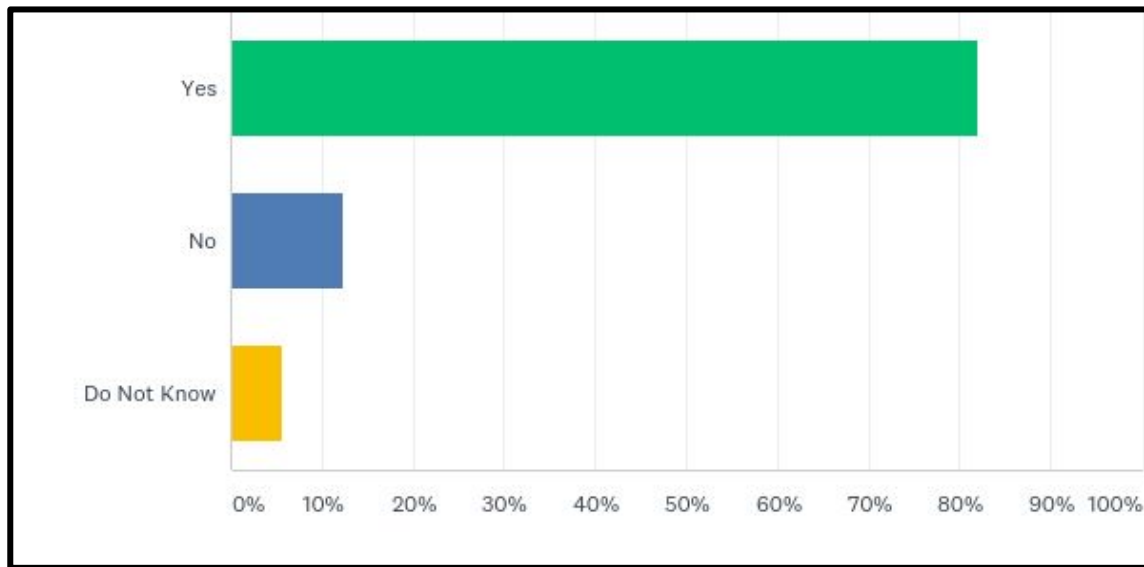
# Q19: Did your child's school value your suggestions for your child's learning?



# Q19: Did your child's school value your suggestions for your child's learning?

| ANSWER CHOICES | RESPONSES |     |
|----------------|-----------|-----|
| Yes            | 87.36%    | 311 |
| No             | 4.21%     | 15  |
| Do Not Know    | 8.43%     | 30  |
| TOTAL          |           | 356 |

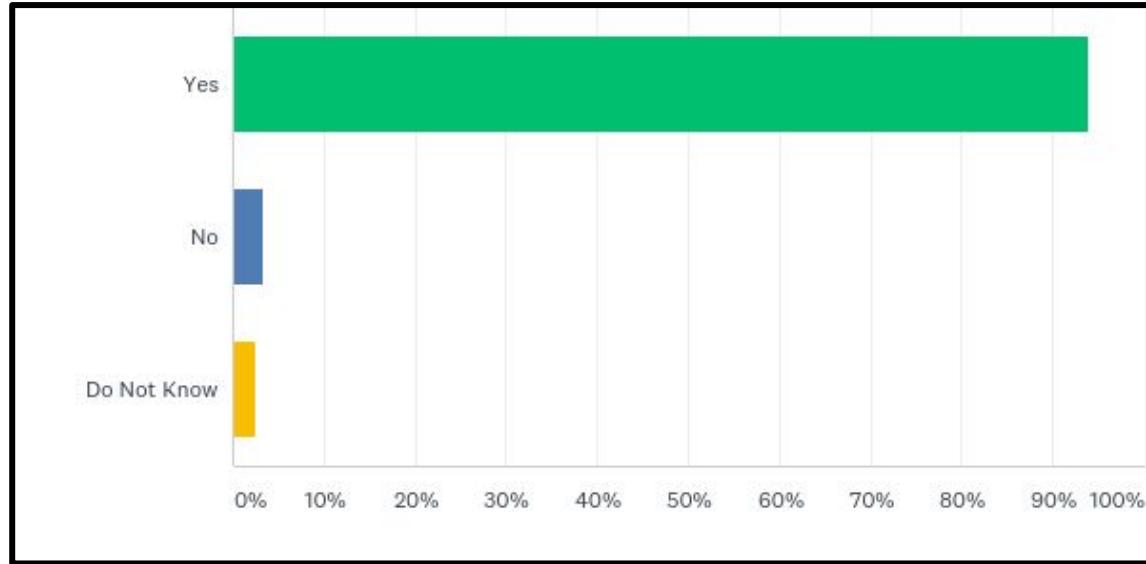
## Q20: Did your child's school ask your advice on how they can best teach your child?



## Q20: Did your child's school ask your advice on how they can best teach your child?

| ANSWER CHOICES | RESPONSES |     |
|----------------|-----------|-----|
| Yes            | 81.97%    | 291 |
| No             | 12.39%    | 44  |
| Do Not Know    | 5.63%     | 20  |
| TOTAL          |           | 355 |

# Q21: Do you feel respected by your child's school?

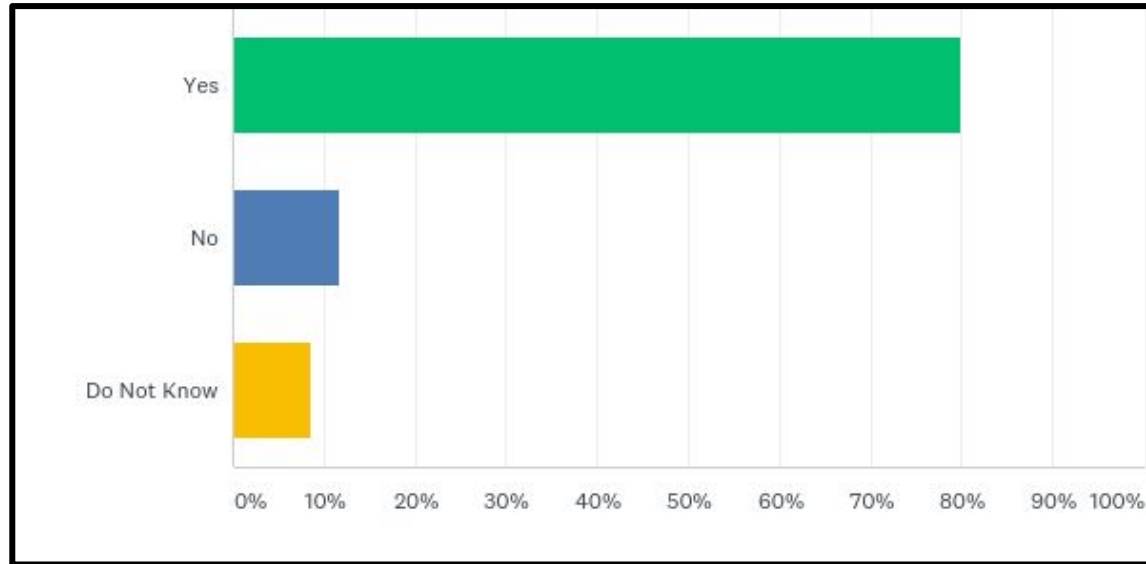


# Q21: Do you feel respected by your child's school?

| ANSWER CHOICES | RESPONSES |     |
|----------------|-----------|-----|
| Yes            | 94.03%    | 331 |
| No             | 3.41%     | 12  |
| Do Not Know    | 2.56%     | 9   |
| TOTAL          |           | 352 |



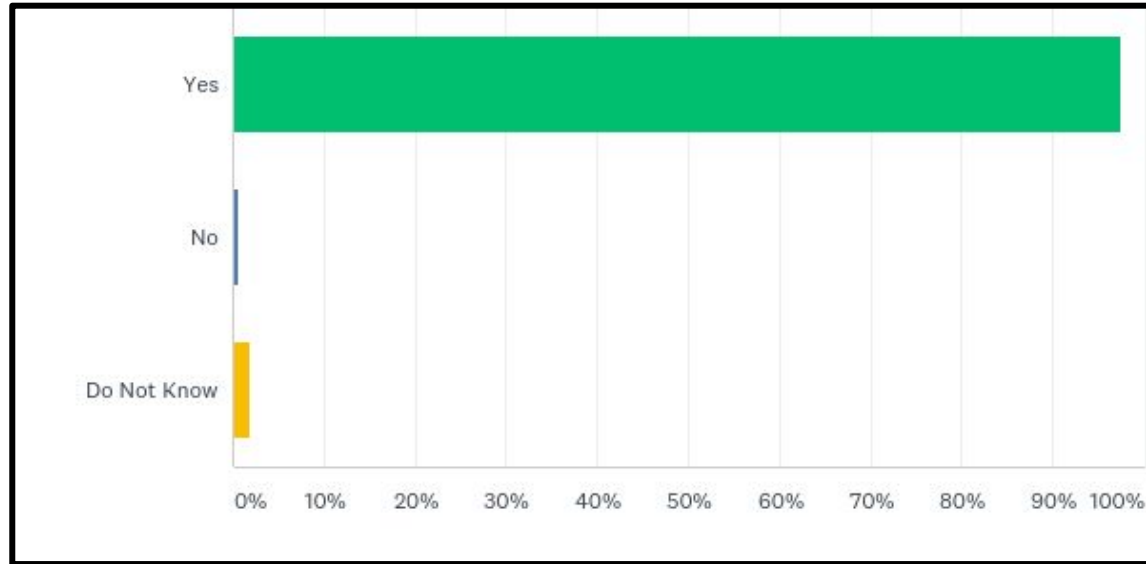
## Q22: Were you aware that you may participate in the development and review of your school and district family engagement policies?



**Q22: Were you aware that you may participate in the development and review of your school and district family engagement policies?**

| ANSWER CHOICES | RESPONSES |     |
|----------------|-----------|-----|
| Yes            | 79.83%    | 281 |
| No             | 11.65%    | 41  |
| Do Not Know    | 8.52%     | 30  |
| TOTAL          |           | 352 |

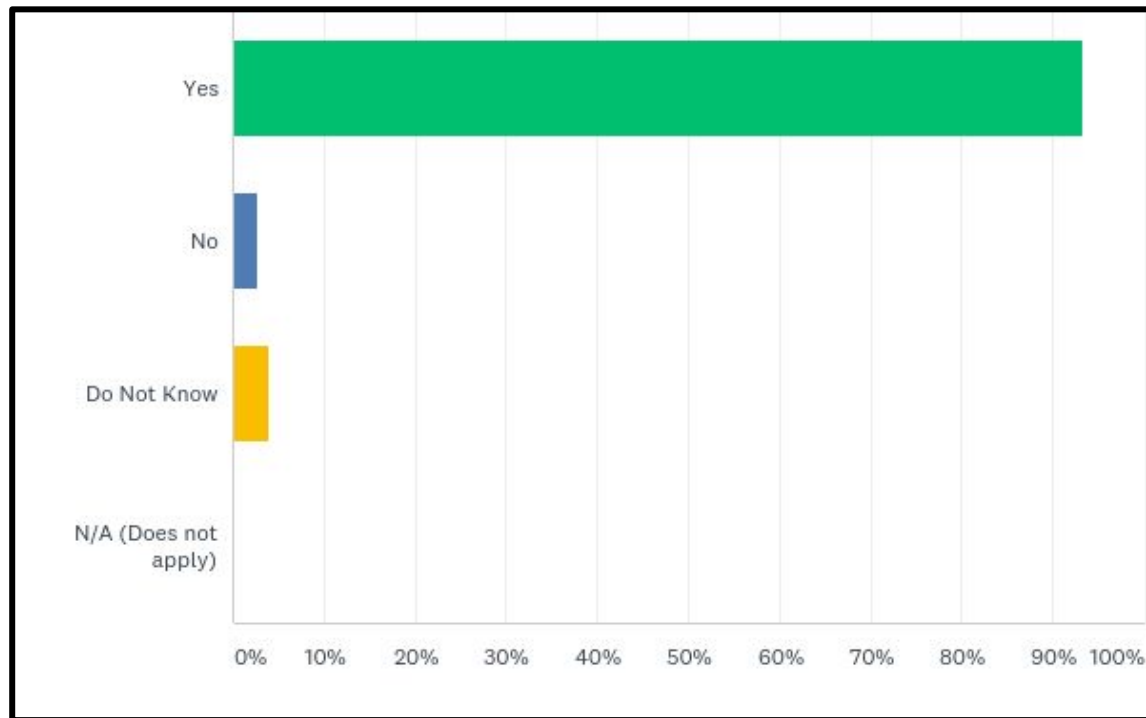
## Q23: Do you know how to contact your child's teacher?



## Q23: Do you know how to contact your child's teacher?

| ANSWER CHOICES | RESPONSES |     |
|----------------|-----------|-----|
| Yes            | 97.46%    | 346 |
| No             | 0.56%     | 2   |
| Do Not Know    | 1.97%     | 7   |
| TOTAL          |           | 355 |

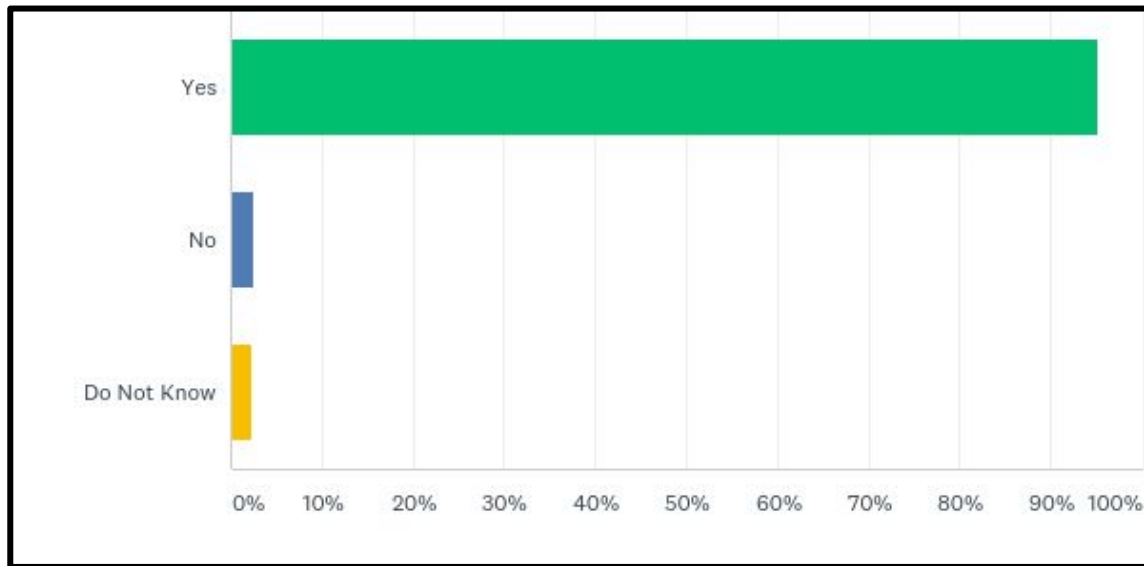
# Q24: Was information from your child's school easy to understand?



# Q24: Was information from your child's school easy to understand?

| ANSWER CHOICES       | RESPONSES |     |
|----------------------|-----------|-----|
| Yes                  | 93.24%    | 331 |
| No                   | 2.82%     | 10  |
| Do Not Know          | 3.94%     | 14  |
| N/A (Does not apply) | 0.00%     | 0   |
| TOTAL                |           | 355 |

## Q25: Was the information from your child's school given in a language that you understand?

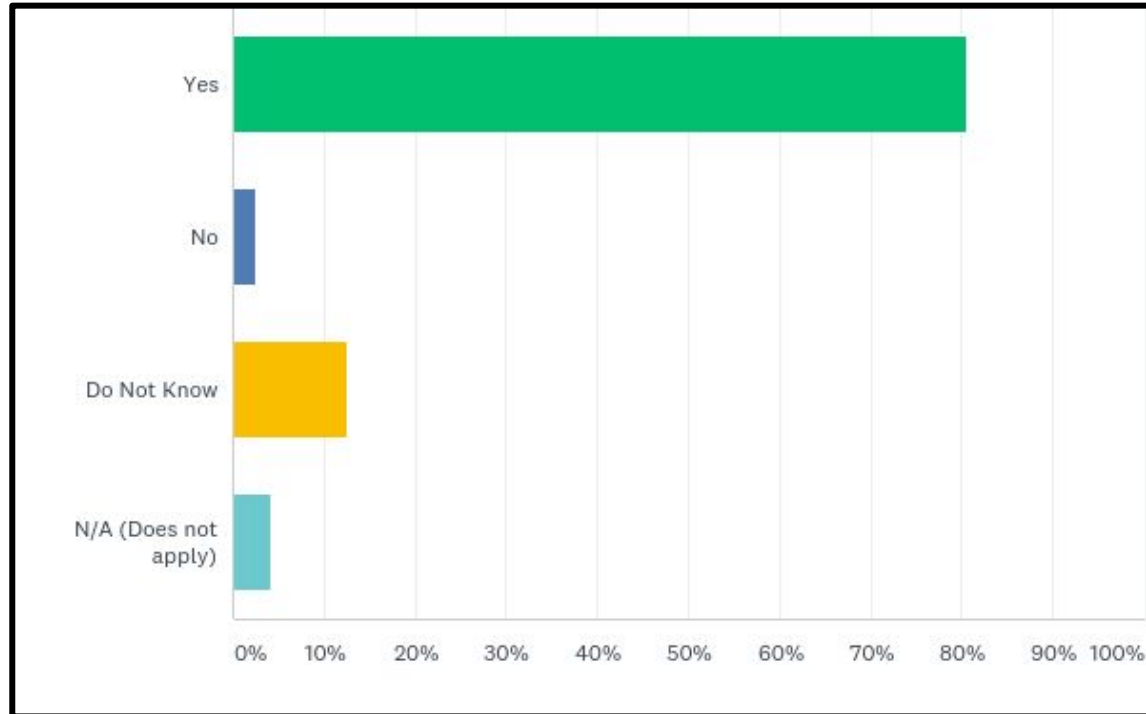


## Q25: Was the information from your child's school given in a language that you understand?

| ANSWER CHOICES | RESPONSES |     |
|----------------|-----------|-----|
| Yes            | 95.20%    | 337 |
| No             | 2.54%     | 9   |
| Do Not Know    | 2.26%     | 8   |
| TOTAL          |           | 354 |



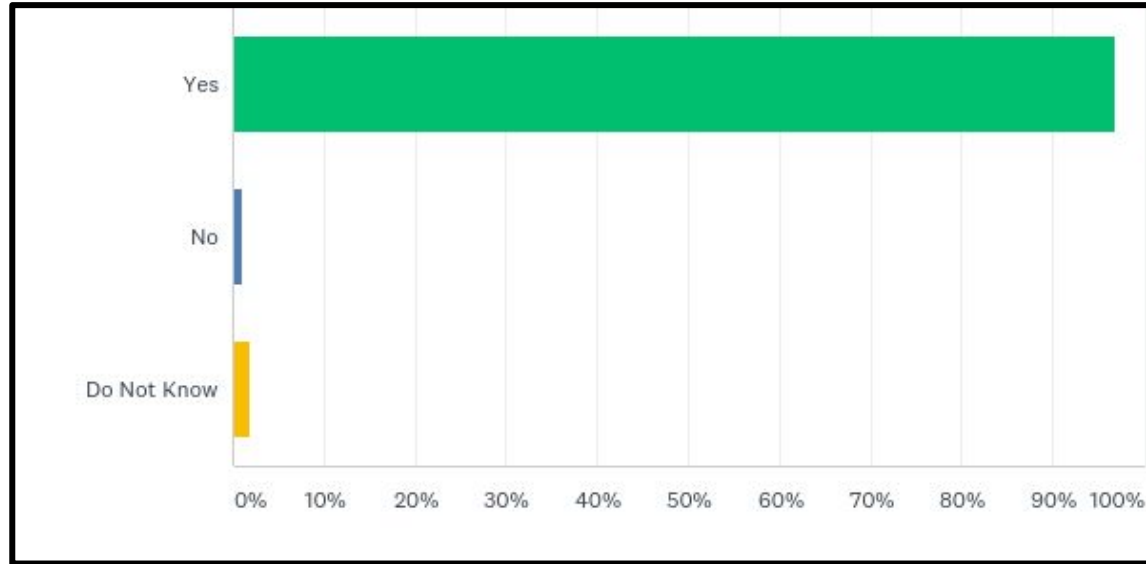
## Q26: If needed, were translators available and able to help you at parent meetings and other school activities?



Q26: If needed, were translators available and able to help you at parent meetings and other school activities?

| ANSWER CHOICES       | RESPONSES |     |
|----------------------|-----------|-----|
| Yes                  | 80.63%    | 283 |
| No                   | 2.56%     | 9   |
| Do Not Know          | 12.54%    | 44  |
| N/A (Does not apply) | 4.27%     | 15  |
| TOTAL                |           | 351 |

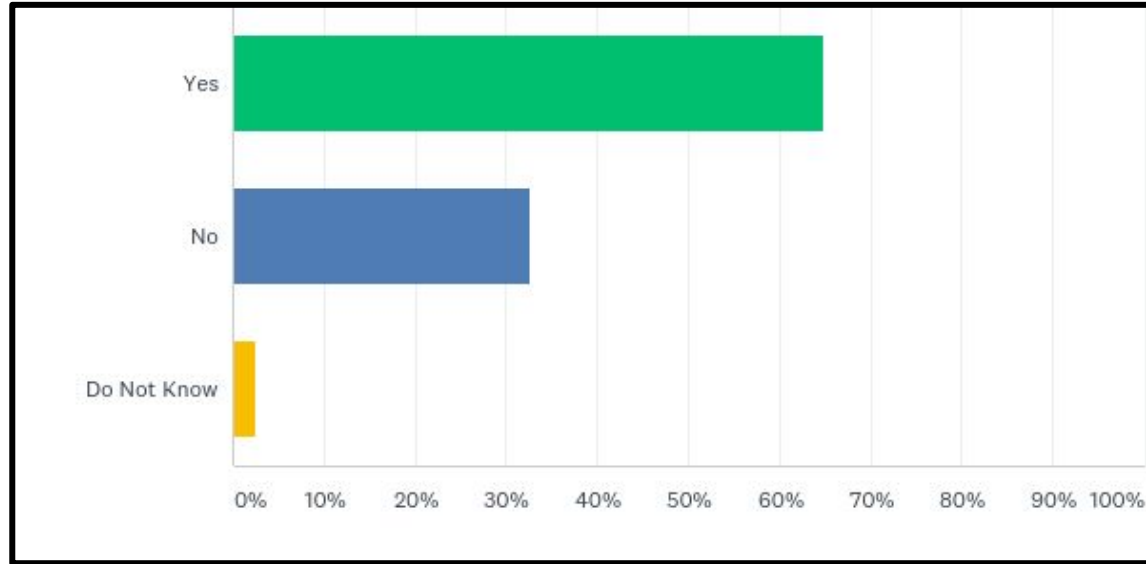
## Q27: Do you feel welcome at your child's school?



## Q27: Do you feel welcome at your child's school?

| ANSWER CHOICES | RESPONSES |     |
|----------------|-----------|-----|
| Yes            | 96.89%    | 343 |
| No             | 1.13%     | 4   |
| Do Not Know    | 1.98%     | 7   |
| TOTAL          |           | 354 |

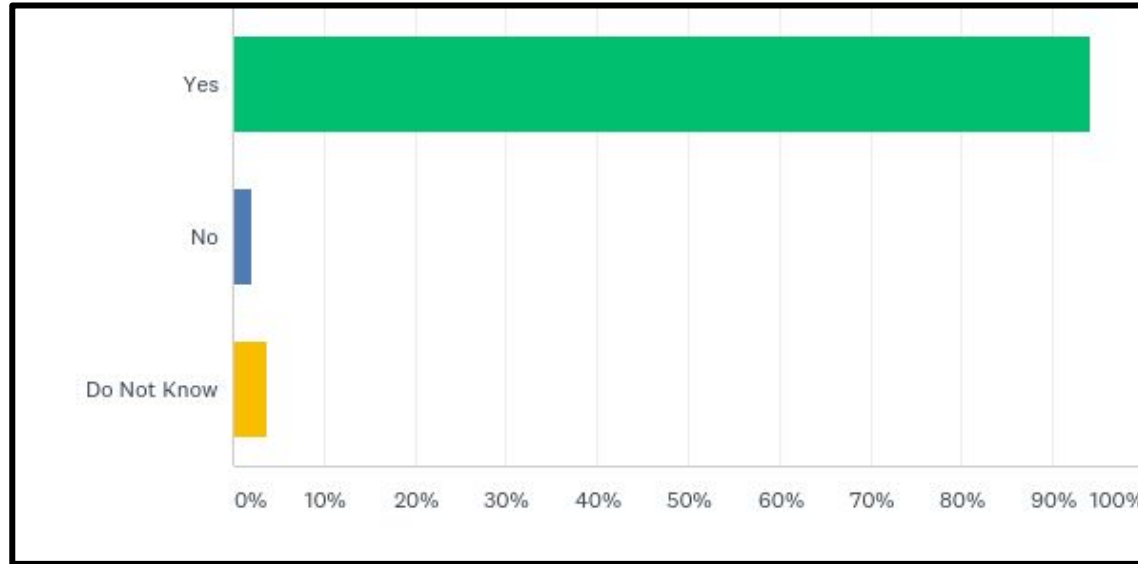
## Q28: Did you ask for specific activities, meetings, or materials from your child's school?



## Q28: Did you ask for specific activities, meetings, or materials from your child's school?

| ANSWER CHOICES | RESPONSES |     |
|----------------|-----------|-----|
| Yes            | 64.77%    | 228 |
| No             | 32.67%    | 115 |
| Do Not Know    | 2.56%     | 9   |
| TOTAL          |           | 352 |

## Q29: Did the school respond quickly?

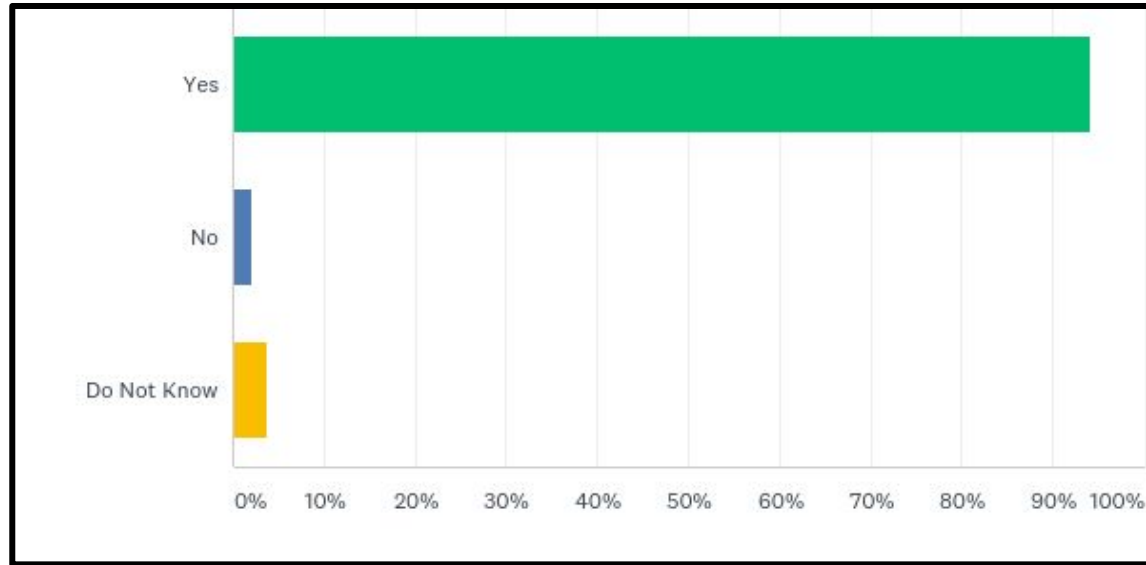


## Q29: Did the school respond quickly?

| ANSWER CHOICES | RESPONSES |     |
|----------------|-----------|-----|
| Yes            | 94.07%    | 222 |
| No             | 2.12%     | 5   |
| Do Not Know    | 3.81%     | 9   |
| TOTAL          |           | 236 |



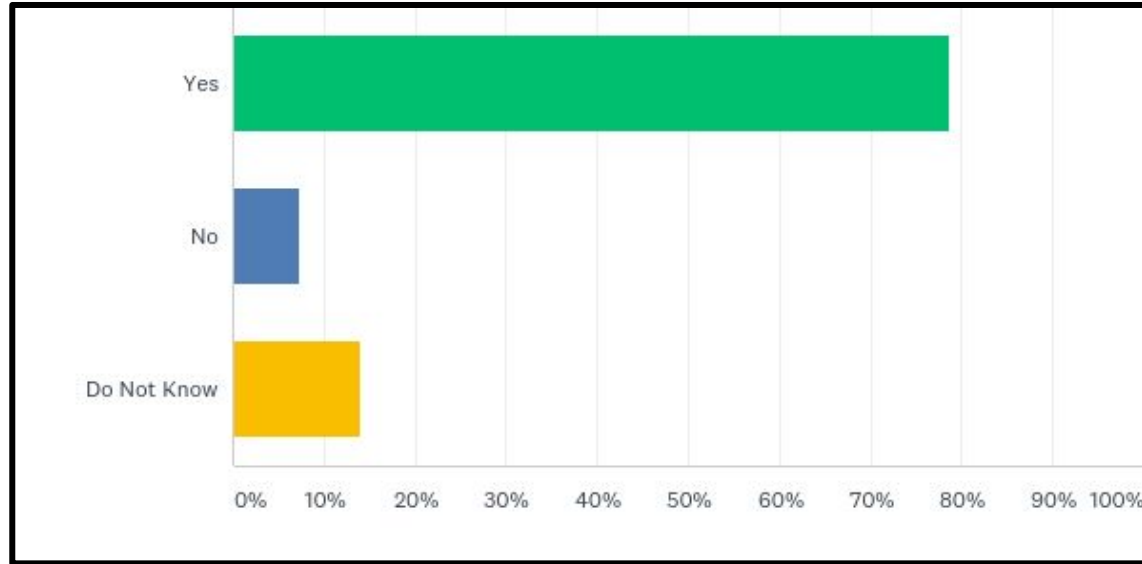
## Q30: Were you satisfied with the response?



## Q30: Were you satisfied with the response?

| ANSWER CHOICES | RESPONSES |     |
|----------------|-----------|-----|
| Yes            | 94.07%    | 222 |
| No             | 2.12%     | 5   |
| Do Not Know    | 3.81%     | 9   |
| TOTAL          |           | 236 |

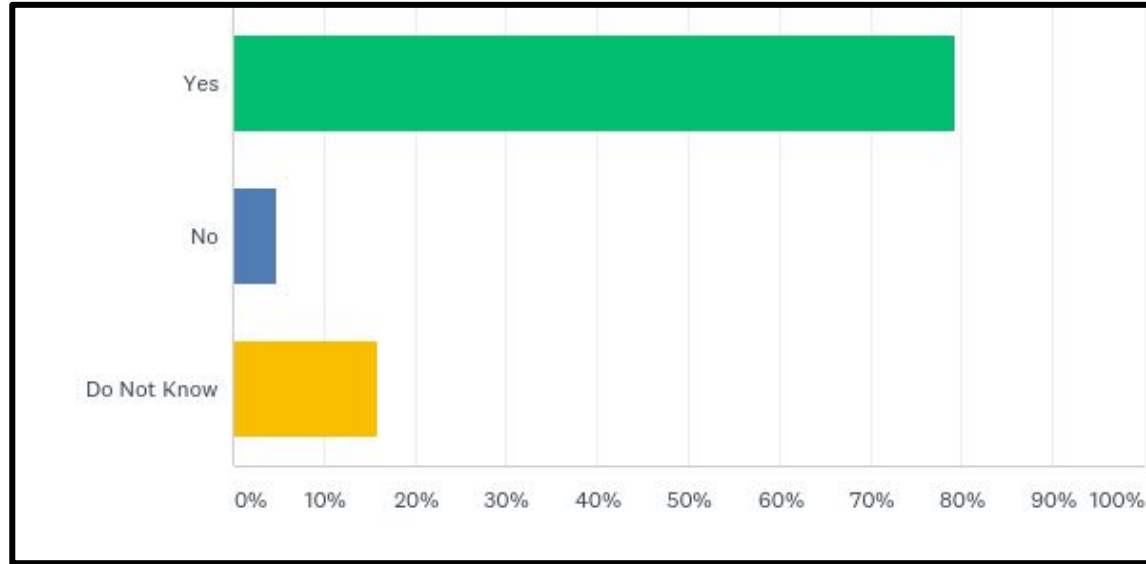
## Q31: Did your school or district give you a written family engagement policy/flyer?



## Q31: Did your school or district give you a written family engagement policy/flyer?

| ANSWER CHOICES | RESPONSES |     |
|----------------|-----------|-----|
| Yes            | 78.72%    | 270 |
| No             | 7.29%     | 25  |
| Do Not Know    | 13.99%    | 48  |
| TOTAL          |           | 343 |

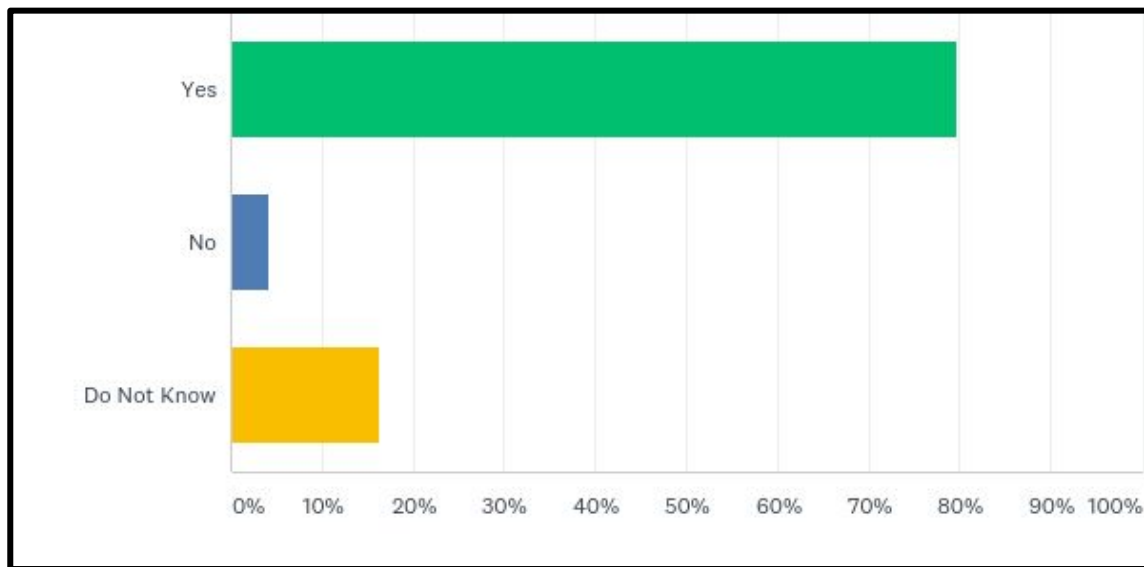
## Q32: Was the policy/flyer easy to understand?



## Q32: Was the policy/flyer easy to understand?

| ANSWER CHOICES | RESPONSES |     |
|----------------|-----------|-----|
| Yes            | 79.35%    | 269 |
| No             | 4.72%     | 16  |
| Do Not Know    | 15.93%    | 54  |
| TOTAL          |           | 339 |

# Q33: Was the policy/flyer given to you in a language that you understand?

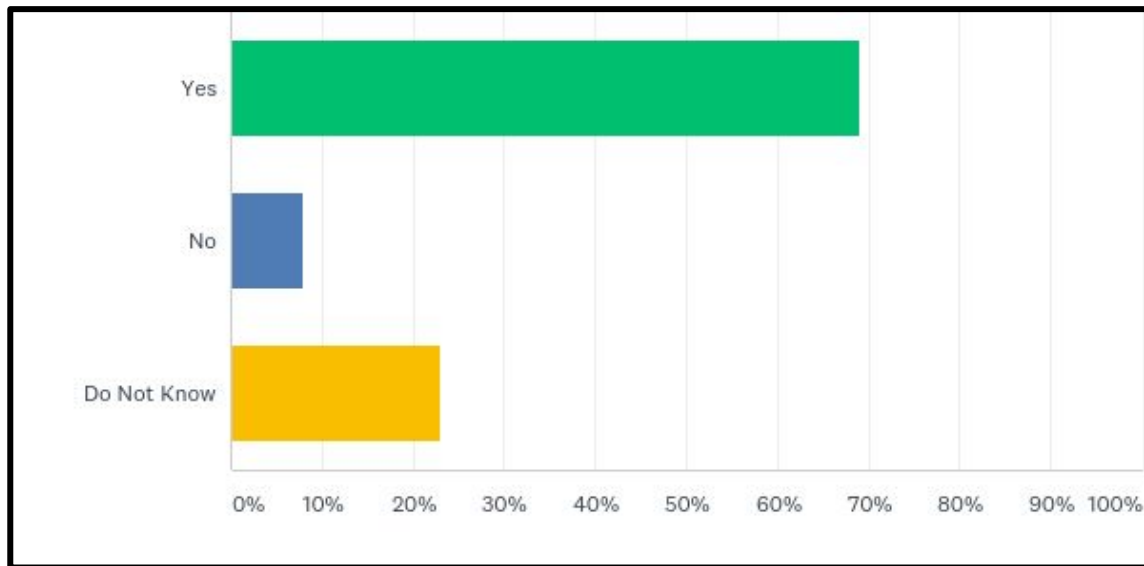


## Q33: Was the policy/flyer given to you in a language that you understand?

| ANSWER CHOICES | RESPONSES |     |
|----------------|-----------|-----|
| Yes            | 79.65%    | 270 |
| No             | 4.13%     | 14  |
| Do Not Know    | 16.22%    | 55  |
| TOTAL          |           | 339 |



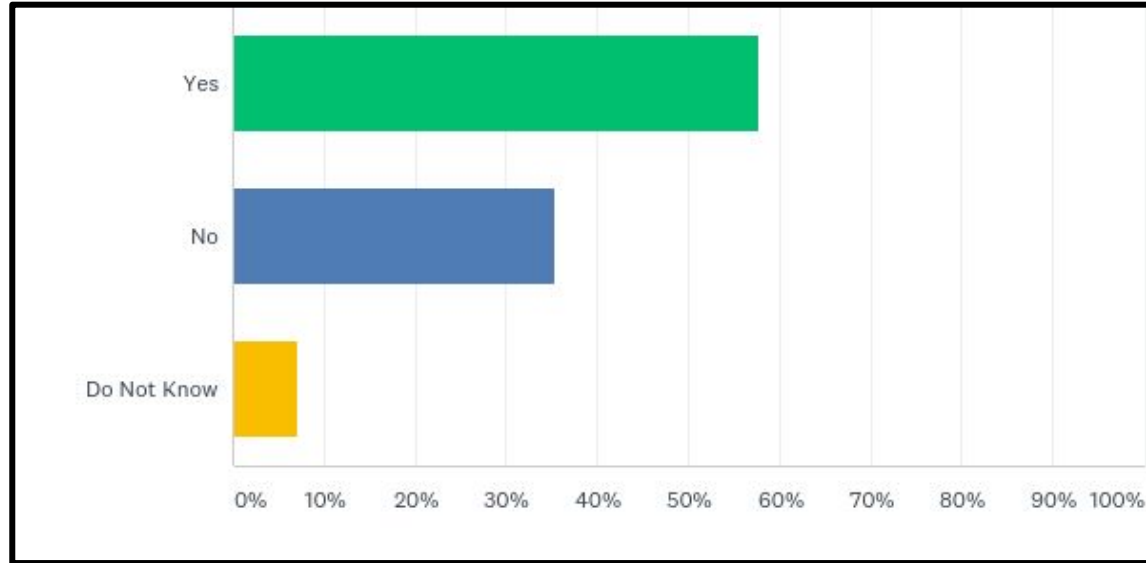
# Q34: Did your school have a meeting to explain the family engagement policy/flyer?



## Q34: Did your school have a meeting to explain the family engagement policy/flyer?

| ANSWER CHOICES | RESPONSES |     |
|----------------|-----------|-----|
| Yes            | 69.12%    | 235 |
| No             | 7.94%     | 27  |
| Do Not Know    | 22.94%    | 78  |
| TOTAL          |           | 340 |

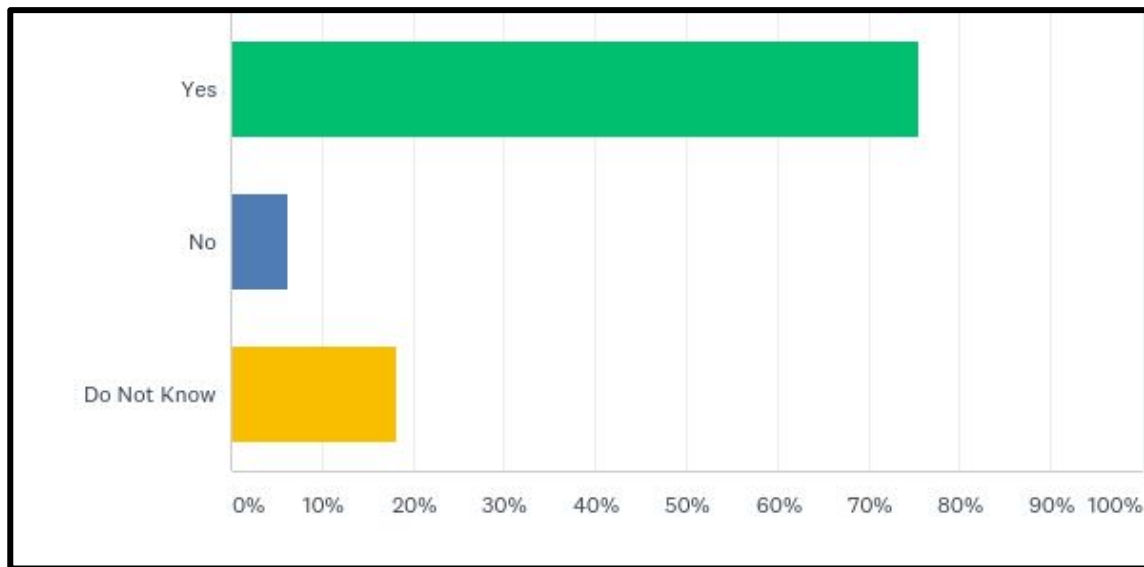
## Q35: Did you attend that meeting?



## Q35: Did you attend that meeting?

| ANSWER CHOICES | RESPONSES |     |
|----------------|-----------|-----|
| Yes            | 57.65%    | 196 |
| No             | 35.29%    | 120 |
| Do Not Know    | 7.06%     | 24  |
| TOTAL          |           | 340 |

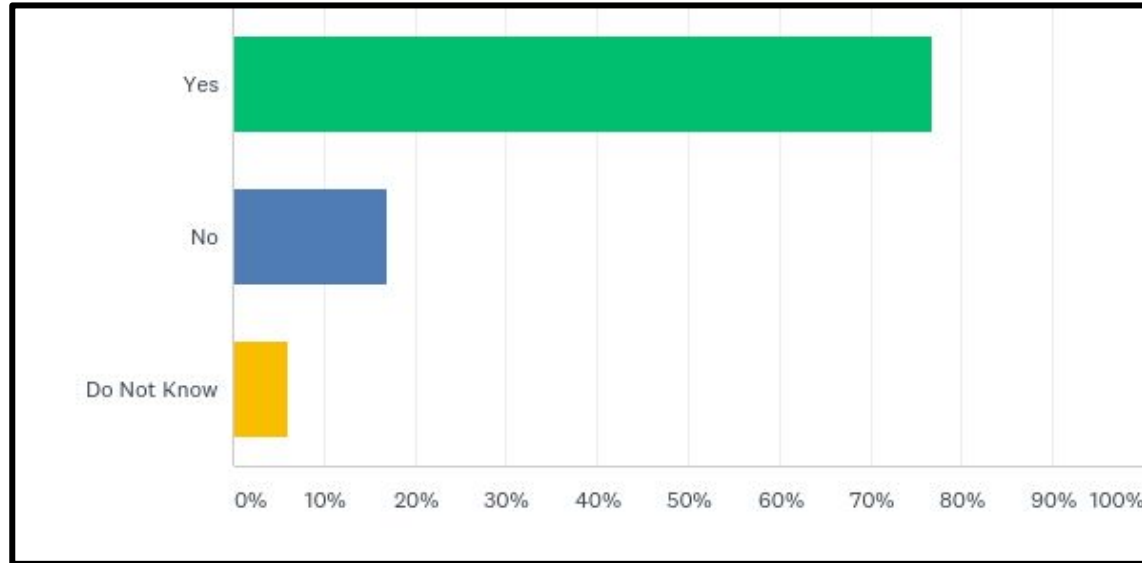
## Q36: Were parent meetings offered at different times of the day?



## Q36: Were parent meetings offered at different times of the day?

| ANSWER CHOICES | RESPONSES |     |
|----------------|-----------|-----|
| Yes            | 75.52%    | 256 |
| No             | 6.19%     | 21  |
| Do Not Know    | 18.29%    | 62  |
| TOTAL          |           | 339 |

## Q37: The state standards and testing?

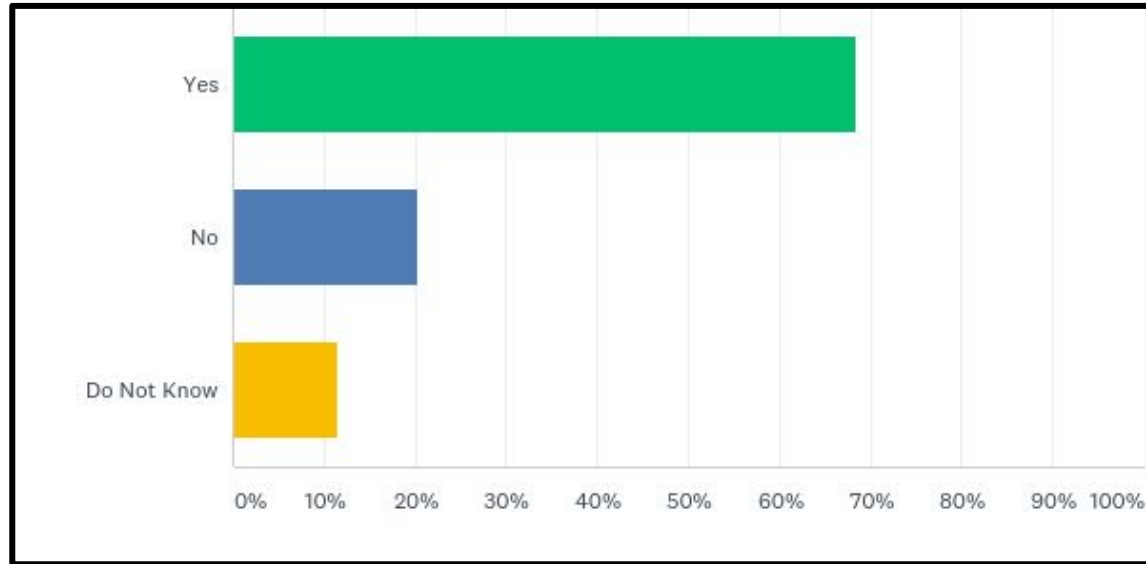


## Q37: The state standards and testing?

| ANSWER CHOICES | RESPONSES |     |
|----------------|-----------|-----|
| Yes            | 76.83%    | 262 |
| No             | 17.01%    | 58  |
| Do Not Know    | 6.16%     | 21  |
| TOTAL          |           | 341 |



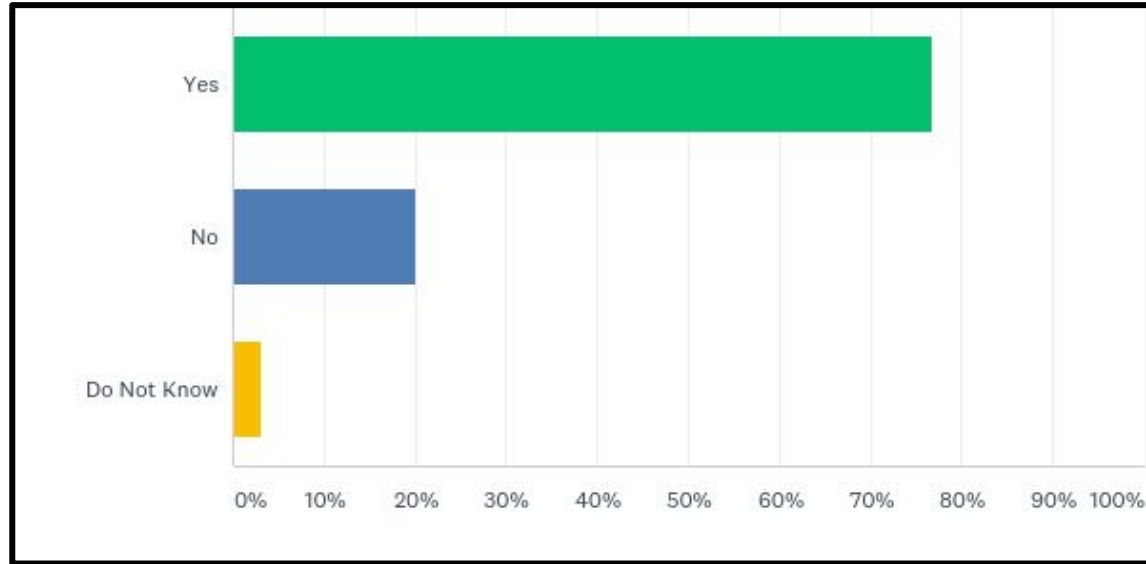
## Q38: The Title I Program?



## Q38: The Title I Program?

| ANSWER CHOICES | RESPONSES |     |
|----------------|-----------|-----|
| Yes            | 68.33%    | 233 |
| No             | 20.23%    | 69  |
| Do Not Know    | 11.44%    | 39  |
| TOTAL          |           | 341 |

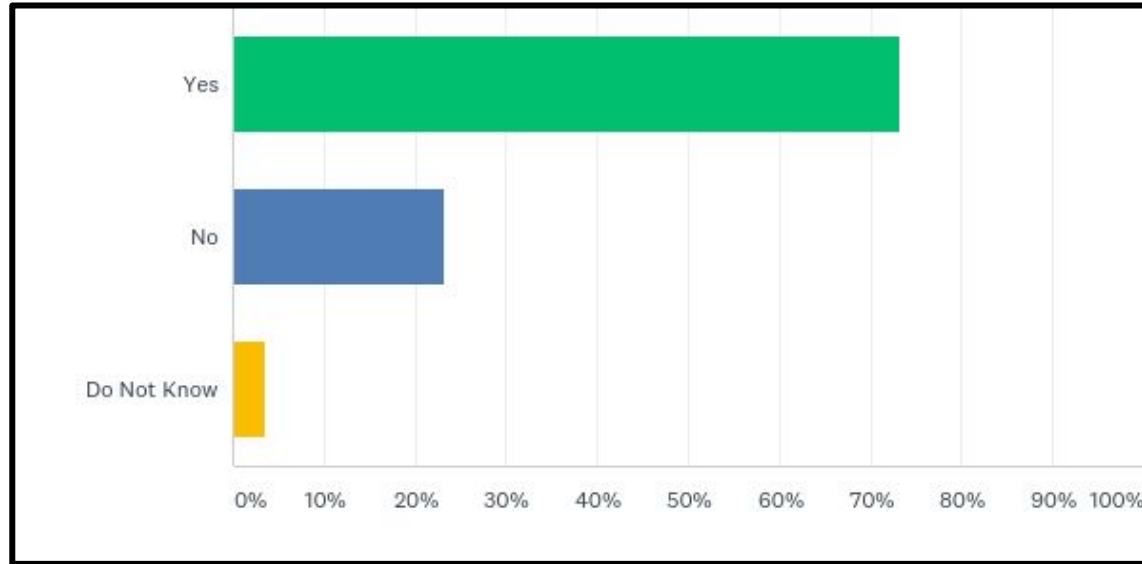
# Q39: How to work with your child at home?



## Q39: How to work with your child at home?

| ANSWER CHOICES | RESPONSES |     |
|----------------|-----------|-----|
| Yes            | 76.76%    | 261 |
| No             | 20.00%    | 68  |
| Do Not Know    | 3.24%     | 11  |
| TOTAL          |           | 340 |

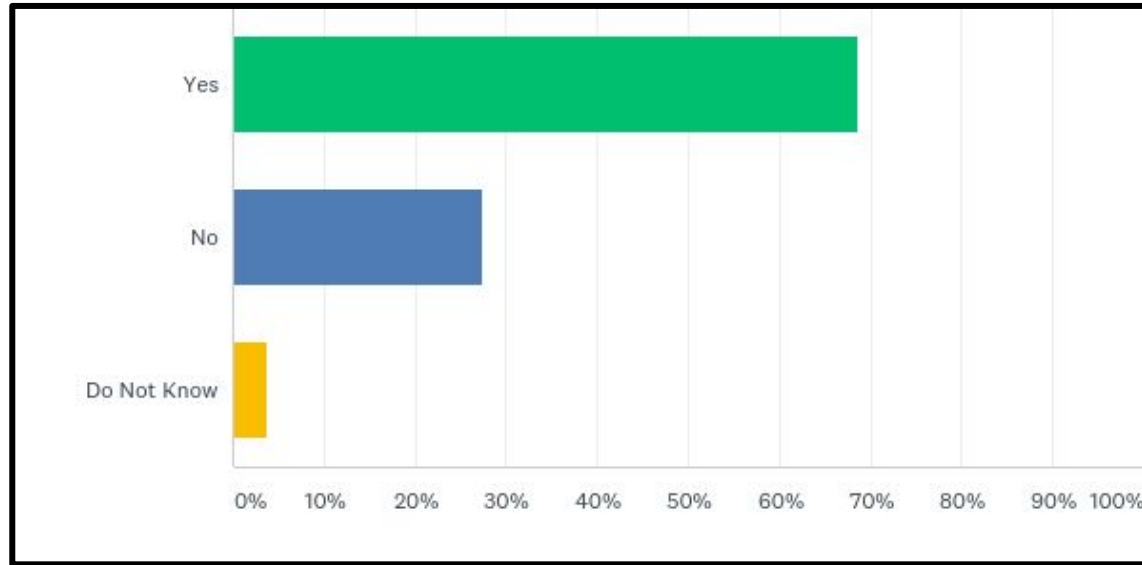
# Q40: How to work with your child's teachers?



# Q40: How to work with your child's teachers?

| ANSWER CHOICES | RESPONSES |     |
|----------------|-----------|-----|
| Yes            | 73.31%    | 250 |
| No             | 23.17%    | 79  |
| Do Not Know    | 3.52%     | 12  |
| TOTAL          |           | 341 |

# Q41: How to get involved with the school?

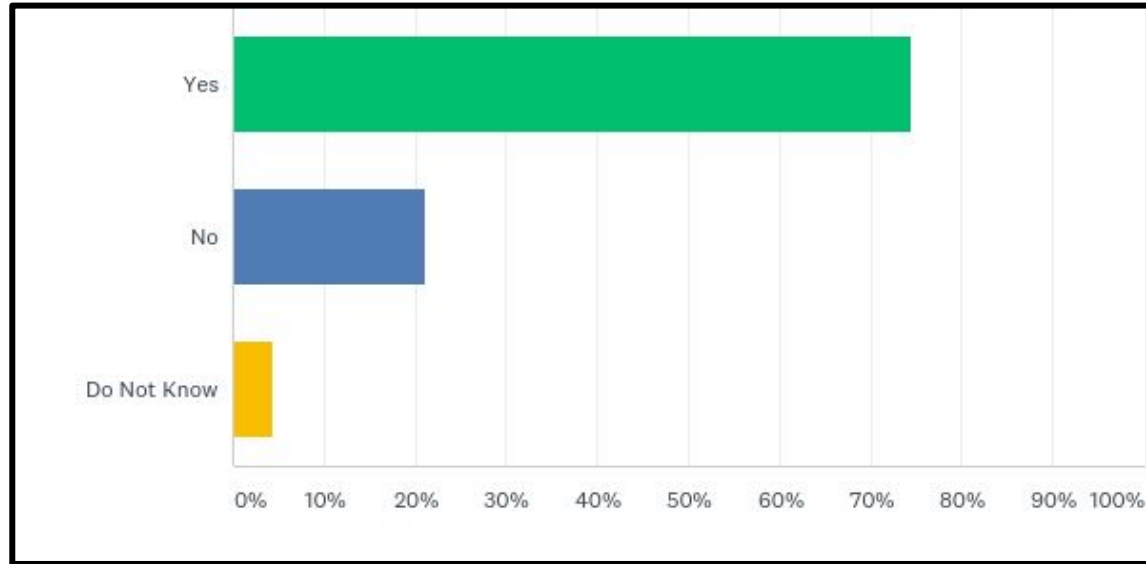


# Q41: How to get involved with the school?

| ANSWER CHOICES | RESPONSES |     |
|----------------|-----------|-----|
| Yes            | 68.71%    | 235 |
| No             | 27.49%    | 94  |
| Do Not Know    | 3.80%     | 13  |
| TOTAL          |           | 342 |



## Q42: How to get resources for parents



## Q42: How to get resources for parents

| ANSWER CHOICES | RESPONSES |     |
|----------------|-----------|-----|
| Yes            | 74.41%    | 253 |
| No             | 21.18%    | 72  |
| Do Not Know    | 4.41%     | 15  |
| TOTAL          |           | 340 |

THANK  
YOU